

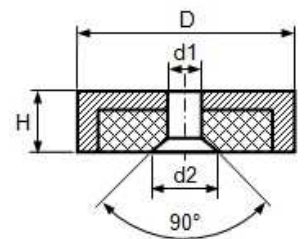
For each application the appropriate holding magnet

- ⇒ Large stock
- ⇒ Samples for R&D
- ⇒ Custom-made magnets
- ⇒ Production of prototypes
- ⇒ Consulting service

**Technical and economical optimal solutions
are our target!**

Pot magnets NdFeB with bore and counter bore

Selection of our stock items (other specifications upon request)

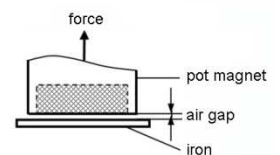
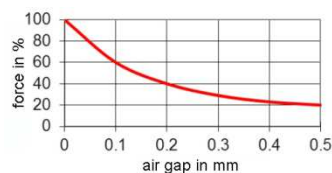


Item no.	Dimensions in mm				Force
	D	d1	d2	H	kg
63.2169	16±0.2	3.4	7.5	4.5±0.2	7
63.2209	20±0.2	3.2	7.5	8±0.2	10
63.2259	25±0.2	5.5	11	9±0.2	25

Characteristic

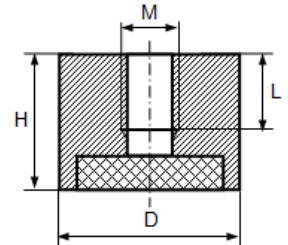
- Magnet material NdFeB (Neodymium)
- Highest force at minimal size
- Best cost/force ratio
- Coating Nickel
(other coatings upon request)
- Working temperature up to 80°C
(> 80°C upon request)

Air gap / Force comparison



Pot magnets NdFeB with internal thread

Selection of our stock items (other specifications upon request)

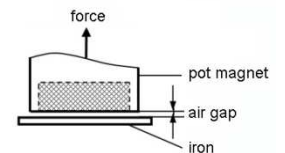
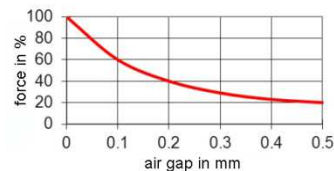


Item no.	Dimensions in mm				Force
	D	H	M	L	kg
63.2121	12±0.2	12±0.2	M4	7	5
63.2161	16±0.2	12±0.2	M5	7	10
63.2201	20±0.2	16±0.2	M6	10	15
63.2251	25±0.2	16±0.2	M6	10	25
63.2302	32±0.2	20±0.2	M6	10	40

Characteristic

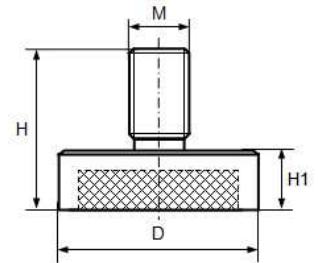
- Magnet material NdFeB (Neodymium)
- Highest force at minimal size
- Best cost/force ratio
- Coating Nickel
(other coatings upon request)
- Working temperature up to 80°C
(> 80°C upon request)

Air gap / Force comparison



Pot magnets NdFeB with external thread

Selection of our stock items (other specifications upon request)

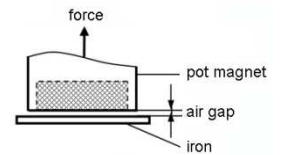
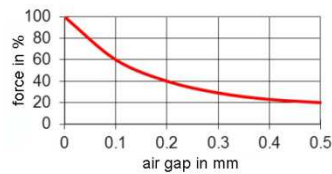


Item no.	Dimensions in mm				Force kg
	D	H	H1	M	
63.2163	16±0.2	12±0.2	5±0.2	M4	10
63.2202	20±0.2	16±0.2	6±0.2	M6	15
63.2203	25±0.2	17±0.2	7±0.2	M6	25

Characteristic

- Magnet material NdFeB (Neodymium)
- Highest force at minimal size
- Best cost/force ratio
- Coating Nickel
(other coatings upon request)
- Working temperature up to 80°C
(> 80°C upon request)

Air gap / Force comparison



Pot magnets NdFeB with hexagon and external thread

Selection of our stock items (other specifications upon request)

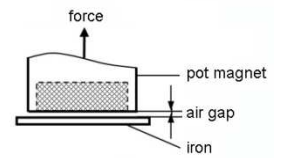
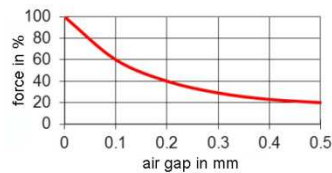


Item no.	Dimensions in mm					Force
	D	SW	H	H1	M	kg
63.2191	20.5±0.1	19	16±0.2	6	M6	15
63.2241	25.5±0.1	24	17±0.2	7	M6	25
63.2321	34±0.1	32	18±0.2	8	M6	40

Characteristic

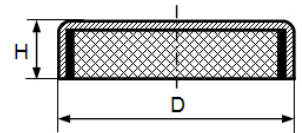
- Magnet material NdFeB (Neodymium)
- Highest force at minimal size
- Best cost/force ratio
- Coating Nickel
(other coatings upon request)
- Working temperature up to 80°C
(> 80°C upon request)

Air gap / Force comparison



Pot magnets HF without bore and thread

Selection of our stock items (other specifications upon request)

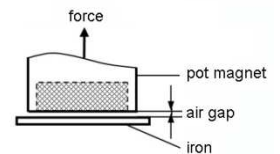
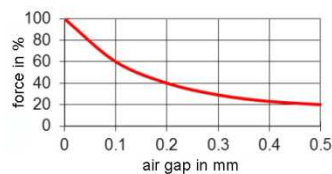


Item no.	Dimensions in mm		Force kg
	D	H	
62.4130	13±0.2	4.5+0.2/-0.1	1.0
62.4160	16±0.2	4.5+0.2/-0.1	1.8
62.4200	20±0.2	6.0+0.2/-0.1	3.0
62.4250	25±0.2	7.0+0.3/-0.2	4.0
62.4320	32±0.3	7.0+0.3/-0.2	8.0
62.4400	40+0.5/-0.3	8.0+0.4/-0.2	12.5
62.4500	50+0.5/-0.3	10.0+0.5/-0.2	22.0
62.4630	63+0.6/-0.3	14.0+0.5/-0.2	35.0
62.4800	80+0.6/-0.3	18.0+0.5/-0.2	60.0

Characteristic

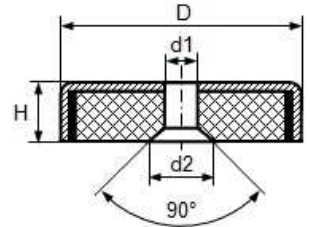
- Magnet material HF (Hard Ferrite)
- Coating steel housing Zinc (other coatings upon request)
- Working temperature up to 200°C (>200°C upon request)

Air gap / Force comparison



Pot magnets HF with bore and counter bore

Selection of our stock items (other specifications upon request)

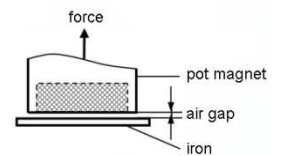
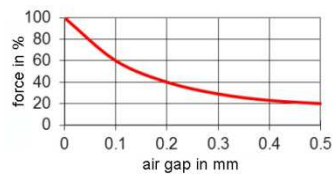


Item no.	Dimensions in mm				Force
	D	d1	d2	H	kg
62.6160	16±0.2	3.3	6.5	4.5+0.2/-0.1	1.4
62.6200	20±0.2	4.2	9.0	6+0.2/-0.1	2.7
62.6250	25±0.2	5.5	10.4	7+0.3/-0.2	3.6
62.6320	32±0.3	5.5	10.4	7+0.3/-0.2	7.2
62.6400	40±0.3	5.5	10.4	8+0.4/-0.2	9.0

Characteristic

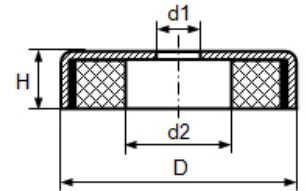
- Magnet material HF (Hard Ferrite)
- Coating steel housing Zinc (other coatings upon request)
- Working temperature up to 200°C (>200°C upon request)

Air gap / Force comparison



Pot magnets HF with bore

Selection of our stock items (other specifications upon request)

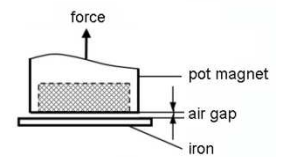
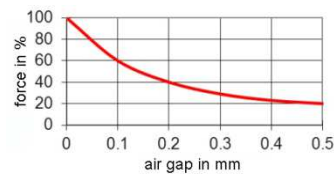


Item no.	Dimensions in mm				Force
	D	d1	d2	H	kg
62.6500	50+0.5/-0.3	8.5	22.0	10+0.5/-0.2	18
62.6630	63+0.6/-0.3	6.5	24.0	14+0.5/-0.2	29
62.6800	80+0.6/-0.3	6.5	11.5	18+0.5/-0.2	54

Characteristic

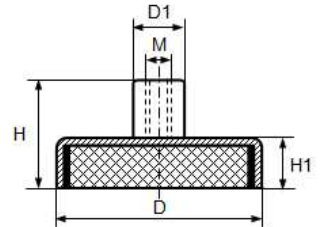
- Magnet material HF (Hard Ferrite)
- Coating steel housing Zinc (other coatings upon request)
- Working temperature up to 200°C (>200°C upon request)

Air gap / Force comparison



Pot magnets HF with screwed bush

Selection of our stock items (other specifications upon request)



Item no.	Dimensions in mm					Force kg
	D	H	H1	D1	M	
62.5130	13±0.2	11.5+0.2/-0.1	4.5+0.2/-0.1	6±0.2	M3	1.0
62.5160	16±0.2	11.5+0.2/-0.1	4.5+0.2/-0.1	6±0.2	M3	1.8
62.5200	20±0.2	13.0+0.5/-0.3	6.0+0.3/-0.2	6±0.2	M3	3.0
62.5250	25±0.2	15.0+0.6/-0.3	7.0+0.3/-0.2	8±0.2	M4	4.0
62.5320	32±0.3	15.0+0.6/-0.3	7.0+0.3/-0.2	8±0.2	M4	8.0
62.5400	40+0.5/-0.3	18.0+0.6/-0.3	8.0+0.3/-0.2	10±0.2	M5	12.5
62.5500	50+0.5/-0.3	22.0+0.6/-0.3	10.0+0.3/-0.2	12±0.2	M6	22.0
62.5630	63+0.6/-0.3	30.0+0.6/-0.3	14.0+0.3/-0.2	15±0.2	M8	35.0
62.5800	80+0.6/-0.3	34.0+0.6/-0.3	18.0+0.3/-0.2	20±0.2	M10	60.0

Characteristic

- Magnet material HF (Hard Ferrite)
- Coating steel housing Zinc (other coatings upon request)
- Working temperature up to 200°C (>200°C upon request)

Air gap / Force comparison

